

for office use only
Scale Scores

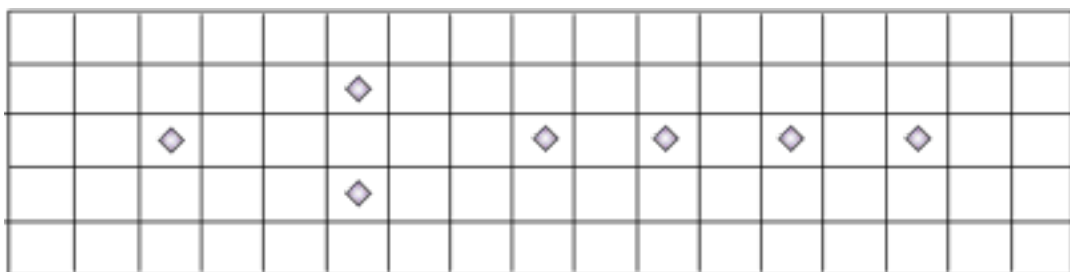
Advanced Guitar

Name _____

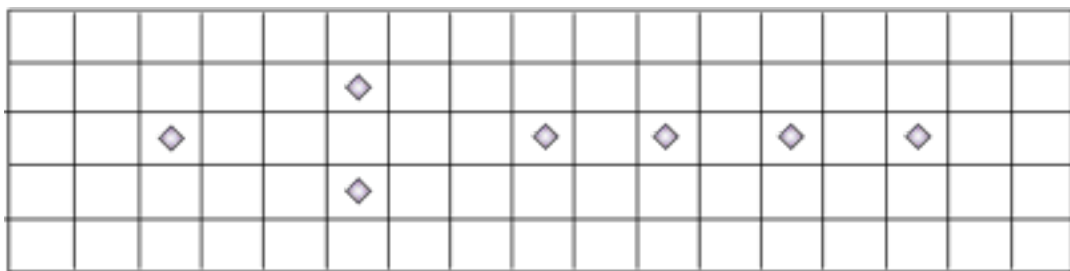
Date _____

Exam Review

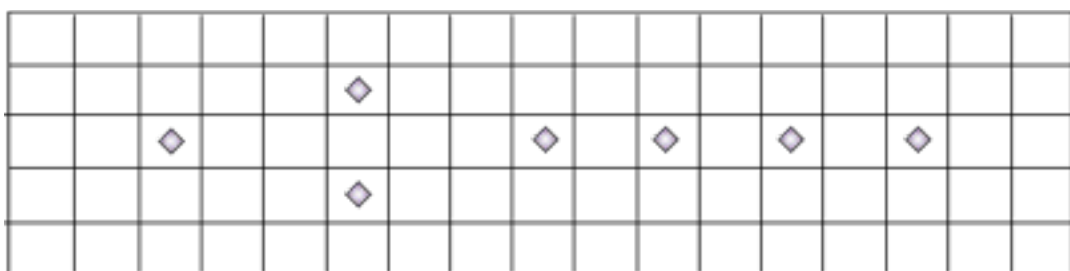
DIRECTIONS: Write the fingering numbers for a **G Major** Scale using all 6 strings in 1st Position on the guitar neck.



DIRECTIONS: Write the fingering numbers for a **G Minor** Scale using all 6 strings in 1st Position on the guitar neck.



DIRECTIONS: Write the fingering numbers for a **G Blues** Scale using all 6 strings in 1st Position on the guitar neck.



DIRECTIONS: Write the note name (A, B, C, etc.) under each note in the musical example. THEN label the **rhythmic values** (quarter note, half note, etc.) of the notes on the 4 lines below.

Write the note values (quarter note/rest, half note/rest, etc.) on these lines

DIRECTIONS: Name the chord in the space provided. **Be sure to include MAJOR, MINOR, 7, add, etc. when appropriate.**

Know the definitions of the following concepts...

- ~Pitch Bend
- ~Hammer On
- ~Pull Off
- ~Harmonics
- ~Slide

Name _____

Guitar Scale Rubric

Date _____

Hour _____

	Emerging (1 point)	Developing (2 points)	Proficient (3 points)	Advanced (4 points)	ROW TOTAL
Tone Quality	Begins to understand finger placement, speed, and weight.	Generally uses proper finger placement, speed, and weight.	Uses proper finger placement, speed, and weight appropriate for musical selection.	Uses proper finger placement, speed, and weight appropriate for musical selection and demonstrates advanced techniques to play expressively.	
Notes	Plays some notes accurately, varying tempo when necessary to accommodate unfamiliar sections.	Plays most notes accurately, varying tempo when necessary, to accommodate unfamiliar sections.	Plays all notes accurately in a steady tempo.	Plays all notes with precision and fluency in a proper steady tempo.	
Rhythmic Accuracy	Plays some rhythms accurately, varying tempo when necessary to accommodate unfamiliar sections.	Plays most rhythms accurately, varying tempo when necessary to accommodate unfamiliar sections.	Plays all rhythms accurately in a steady tempo.	Plays all rhythms with precision and fluency in a proper steady tempo.	
Articulation	Plays some articulations correctly.	Plays most articulations correctly.	Plays all articulations correctly.	Plays all articulations correctly, making smooth transitions from one to another in a musical manner.	
Positions	Understands concept of shifting and is working toward accuracy and fluidity.	Shifts from one note to another with a somewhat fluid motion and accuracy level.	Shifts from one note to another accurately with a relaxed, fluid motion.	Shifts from one note to another in a relaxed, fluid manner using creative fingerings to accommodate passages.	
5 points = E 8 pts = D+ 11 pts = C+ 14 pts = B+ 19-20 pts = A+ 7 pts = D 10 pts = C 13 pts = B 17-18 pts = A 6 pts = D- 9 pts = C- 12 pts = B- 15-16 pts = A-					TOTAL